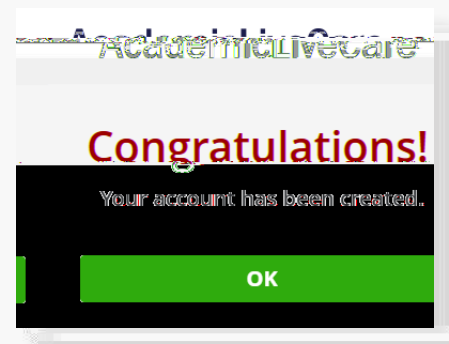


When prompted to enter a Service Key, enter **ALC** and press 'Continue'. The service key unlocks all AcademicLiveCare services available to you. When a service key is not entered, an error message will appear after sign-up is complete. If you see this message, click


6 Now that your account has been created, you're ready to Get Care!



How to Get Care

Your [Home Page](#) will reflect all services available to you.
Select the care applicable to your needs.

For [Medical/Urgent Care](#), click 'Get Started' to see the first available provider
or find a specific provider by using the search and filter tools.



How to Get Care

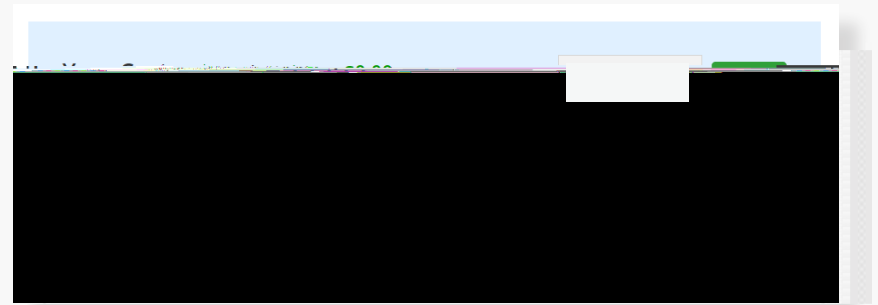
For **all other care**, schedule a virtual visit by selecting your preferred date to see a list of available providers and appointment times. Or, find a specific provider by using the search and filter tools.



Review your appointment details and click [Schedule Appointment](#) to confirm your visit.

At the time of your appointment, right before you are connected to the provider, you will be asked to provide details about your visit.

Enter **Coupon Code ALCCUB23** and click 'Apply' to make the cost of your visit free. Click 'Start Visit' to be connected to the provider.



Now, it's time for your appointment!

- Your provider will thoroughly review your intake form before starting your visit.
-